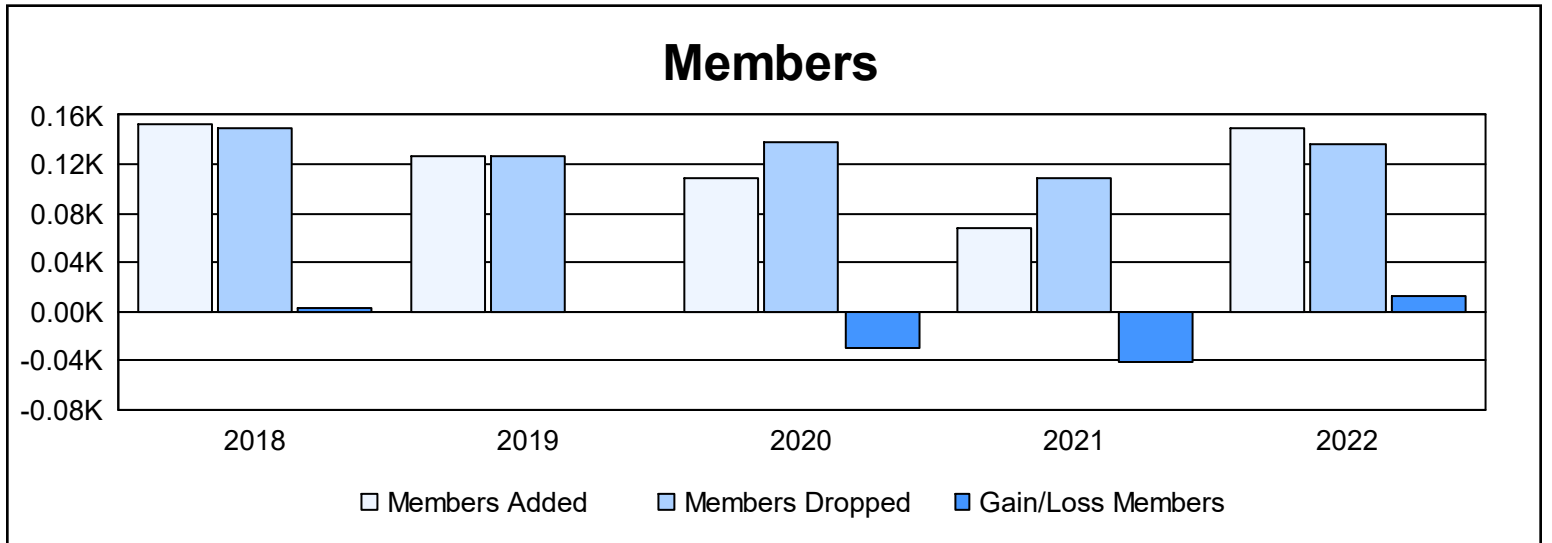
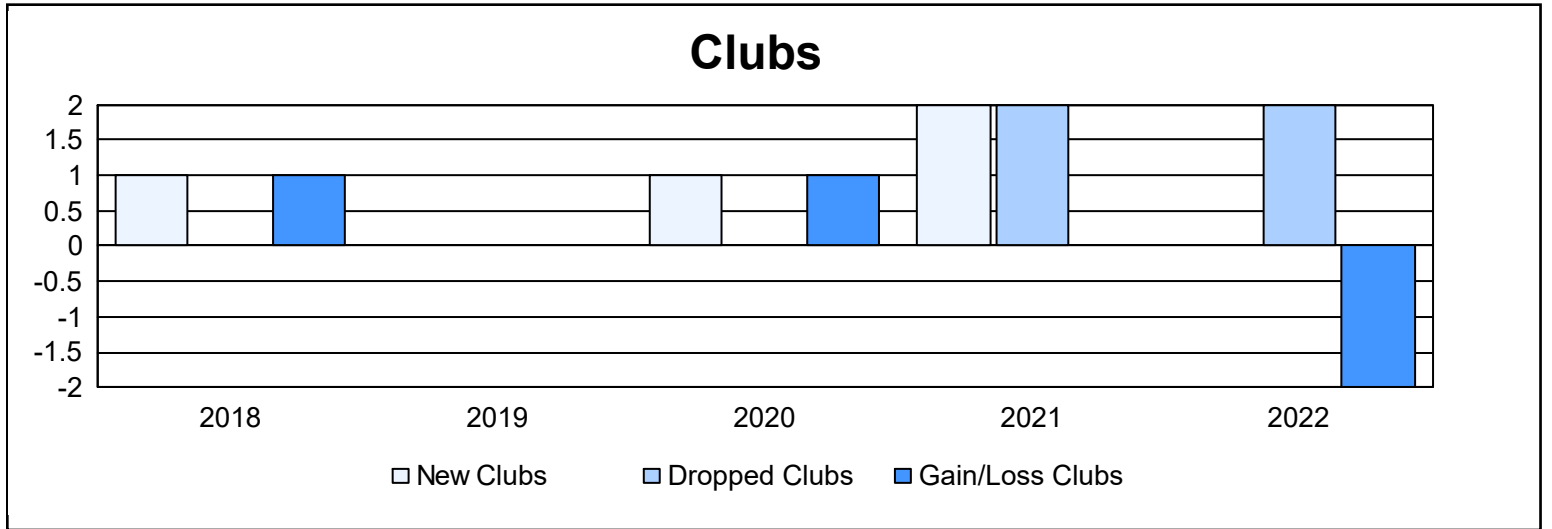
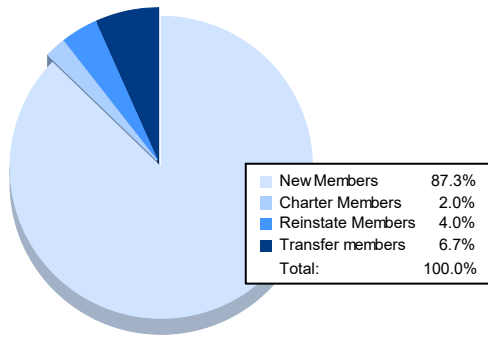


Year	New Clubs	Dropped Clubs	Gain/ Loss Clubs	New Members	Charter Members	Reinstate Members	Transfer Members	Total Member Added	Total Members Dropped	Gain/ Loss Members
2017-2018	1	0	1	111	24	1	16	152	149	3
2018-2019	0	0	0	112	0	7	7	126	126	0
2019-2020	1	0	1	60	35	3	10	108	138	-30
2020-2021	2	2	0	44	15	4	5	68	109	-41
2021-2022	0	2	-2	131	3	6	10	150	137	13
<b>Average</b>	<b>1</b>	<b>1</b>	<b>0</b>	<b>92</b>	<b>15</b>	<b>4</b>	<b>10</b>	<b>121</b>	<b>132</b>	<b>-11</b>



### Membership Composition June 2022 Cumulative



### Gender Composition June 2022 Cumulative

